



District Report Card: 2017


State: Punjab	District: Patiala
Class: 5	Subject: Language
Schools: 60	Students: 970


Participation/Coverage


Students

GENDER 	Boys		Girls	
	Number	%	Number	%
	511	52.68	459	47.32

AREA 	Rural		Urban	
	Number	%	Number	%
	721	74.33	249	25.67

CATEGORY 	SC		ST		OBC		GEN	
	Number	%	Number	%	Number	%	Number	%
	483	49.79	8	0.82	303	31.24	176	18.14

CWSN 	LD	VI	HI	S&LD	ID	Oth
	3	1	0	1	4	3

Management 	Government		Government-aided	
	Number	%	Number	%
	932	96.08	38	3.92

Average Performance of Students in Language (%)

Overall	Gender		Area		Management		Social Group			
	Male	Female	Rural	Urban	Govt.	Aided	SC	ST	OBC	GEN
44.38	43.61	45.24	44.38	44.39	44.54	40.70	43.75	45.83	45.35	44.39

Performance on Learning Outcomes (LOs)

Learning Outcomes	Description	Average Performance(%)
L504	Reads and comprehends independently storybooks, news items/ headlines, advertisements etc.	35.15
L508	Reads text with comprehension, locates details and sequence of events	49.00

Range of Performance of Students who Answered Correctly							
Below 30%		30% - 50%		50% - 75%		Above 75%	
Number	%	Number	%	Number	%	Number	%
255	26.29	299	30.82	348	35.88	68	7.01

Lowest Performing Learning Outcomes (LOs)

- 1 - Reads and comprehends independently storybooks, news items/ headlines, advertisements etc. (35.15)
- 2 - Reads text with comprehension, locates details and sequence of events (49.00)